

AQUA LOCK™

WATERPROOFING CEMENT



Main Features

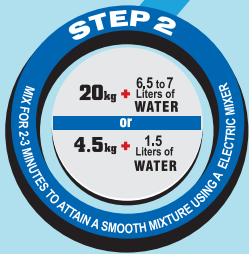
- One component, non-toxic, no odour, non-flammable mortar
- Easy to use and mix, just add water
- Versatile application - brush and trowel on horizontal or vertical surfaces
- Excellent bond to dry or damp porous and non-porous substrates - concrete, masonry, brick, plastered wall

DAVIES MONDO™ AQUA LOCK™ is a cementitious polymer-modified mortar, which, when mixed with water, forms a dense seamless flexible water barrier suitable for interior and exterior applications. It provides optimum adhesion on various substrates with high mechanical resistance such as abrasion and flexibility. **DAVIES MONDO™ AQUA LOCK™** special composition cures to a smooth membrane with extensive and lasting waterproofing property significantly eliminating water absorption on the positive water pressure side of a structure.



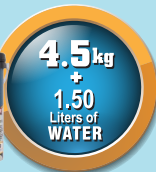
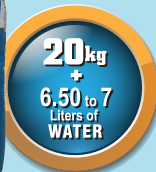
STEP 1: Surface Preparation

Ensure that the surface is structurally sound and free of dust, oil, laitance, paint, curing compound, algae, and mildew. Prepare the surface by appropriate means.



STEP 2: Product Preparation

MIXING RATIO:



Use a plastic pail, add **DAVIES MONDO™ AQUA LOCK™** by increments to water and mix thoroughly to a homogeneous mixture.

Use a hand drill-electric mixer for 2-3 minutes for large mixing quantities. Mix only a sufficient amount that can be applied in 1-2 hours. Warm exterior conditions will shorten pot life.

Do not add water to extend pot life as excess water will affect the final performance properties of the dry waterproof membrane.



STEP 3: Application

If necessary, the concrete surface may be damped with light water mist before application of **DAVIES MONDO™ AQUA LOCK™** - water mixture.

Recommended thickness: two coats of 1mm per coat with a 30 minutes time interval between coats.

Theoretical Coverage: 25-30 sq. m. @ 1mm thick / 20 kg. bag **DAVIES MONDO™ AQUA LOCK™**

Cure for 24 hours and finish with the recommended painting system.

WHERE TO USE:



WATER RETAINING STRUCTURES
 • Fountains • Water Tanks • Plant Boxes
 • Swimming Pools • Water Reservoir



ROOFING
 • Terraces • Flat Roof • Roof Decks
 • Cement Fiber Roofing • Roof Tiles



WET ROOMS
 • Bathroom & Toilets • Under-Tile • Balconies
 • Patios • Dry-wall Wet Areas



INDUSTRIAL
 • Foundations • Basements • Concrete Walls
 • Concrete Floors • Concrete Gutters

Davies Paints Philippines, Inc.

1415 A. Sandoval Ave., cor. Mercedes Ave., San Miguel, Pasig City 1600, Philippines

